



6 GPM NOZZLE CONFIGURATION CHARTS

NOZZLE CONFIGURATION CHART

Hog Technologies, Inc.

NOZZLE CONFIGURATION CHARTS FOR ALL STRIPE HOG MODELS

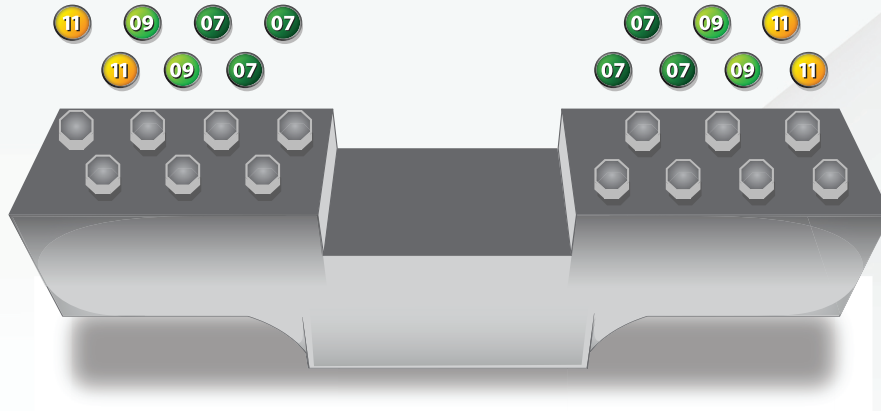
High Cohesive Nozzle Flow Chart - FLOW - GPM @ Pressure Indicated					
Orifice	20KPSI	26KPSI	30KPSI	36KPSI	40KPSI
Dia./ins	(1379 Bar)	(1723 Bar)	(2068 Bar)	(2482 Bar)	(2758 Bar)
0.005	0.08	0.09	0.09	0.10	0.11
0.006	0.11	0.12	0.13	0.15	0.15
0.007	0.15	0.17	0.18	0.20	0.21
0.008	0.19	0.22	0.24	0.26	0.28
0.009	0.25	0.28	0.30	0.33	0.35
0.010	0.30	0.35	0.37	0.41	0.43
0.011	0.37	0.42	0.45	0.49	0.52
0.012	0.44	0.50	0.54	0.59	0.62
0.013	0.51	0.59	0.63	0.69	0.73
0.014	0.60	0.68	0.73	0.80	0.84
0.015	0.68	0.78	0.84	0.92	0.97

The GPM in each setup is calculated per spray bar.

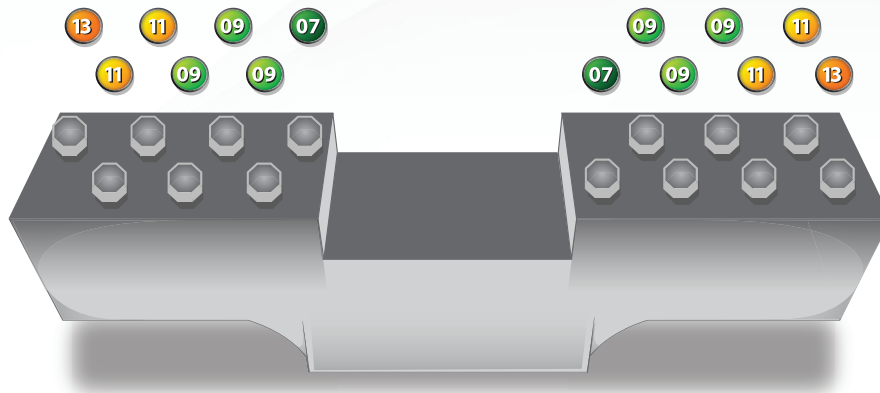
NOZZLE CONFIGURATION CHART

(These configurations are to be used as a general guide for flat line marking removal which may need to be altered to suit your situation.)

6", 14 Nozzle Spray Bar – 4" lines – Least Aggressive 4.48 GPM @ 36K PSI / 4.74 GPM @ 40K PSI



6", 14 Nozzle Spray Bar – 4" lines – Most Aggressive 5.72 GPM @ 36K PSI / 6.06 GPM @ 40K PSI




The GPM in each setup
is calculated per spray bar.

Copyright © 2019 Hog Technologies, Inc. ®

NOZZLE CONFIGURATION CHART

(These configurations are to be used as a general guide for flat line marking removal which may need to be altered to suit your situation.)


8" Least Aggressive Set Up 4.70 GPM @ 36K / 4.98 GPM @ 40K PSI



8" Medium Aggressive Set Up 5.41GPM @ 36K / 5.74 GPM @ 40K PSI



8" Most Aggressive Set Up 5.59 GPM @ 36K / 5.92 GPM @ 40K PSI



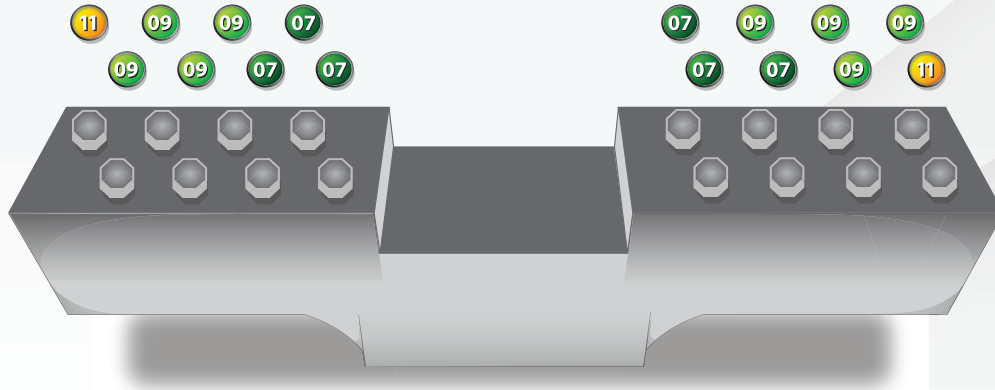
The GPM in each setup
is calculated per spray bar.

Copyright © 2019 Hog Technologies, Inc. ®


NOZZLE CONFIGURATION CHART

(These configurations are to be used as a general guide for flat line marking removal which may need to be altered to suit your situation.)

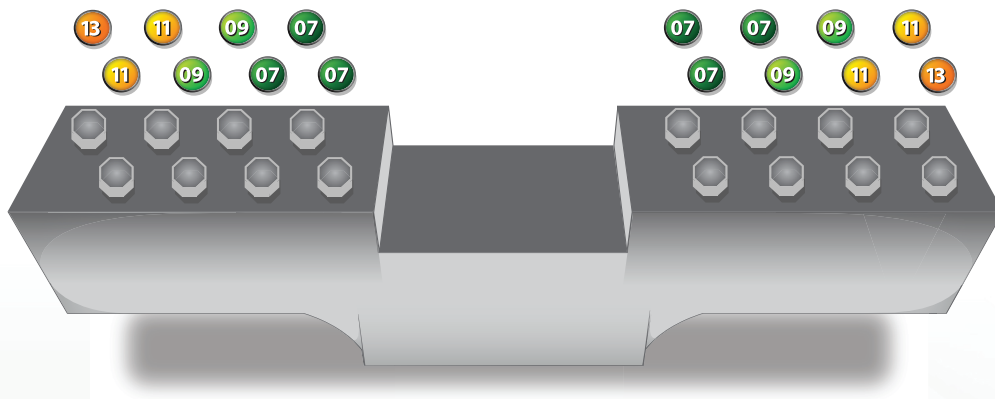
8" & 10", 16 Nozzle – Least Aggressive set-up 4.82 GPM @ 36K PSI / 5.1 GPM @ 40K PSI



8" & 10", 16 Nozzle - Medium Aggressive set-up 5.4 GPM @ 36K PSI / 5.72 GPM @ 40K PSI



8", & 10", 16 Nozzle - Most Aggressive set-up 5.86 GPM @ 36K PSI / 6.2 GPM @ 40K PSI




The GPM in each setup
is calculated per spray bar.

Copyright © 2019 Hog Technologies, Inc. ®


NOZZLE CONFIGURATION CHART

(These configurations are to be used as a general guide for flat line marking removal which may need to be altered to suit your situation.)


14" Least Aggressive set-up 4.81 GPM @ 36K PSI / 5.09 GPM @ 40K PSI



14" Medium Aggressive set-up 5.46 GPM @ 36K PSI / 5.78 GPM @ 40K PSI



14" Most Aggressive set-up 5.66 GPM @ 36K PSI / 5.98 GPM @ 40K PSI



The GPM in each setup
is calculated per spray bar.

Copyright © 2019 Hog Technologies, Inc. ®

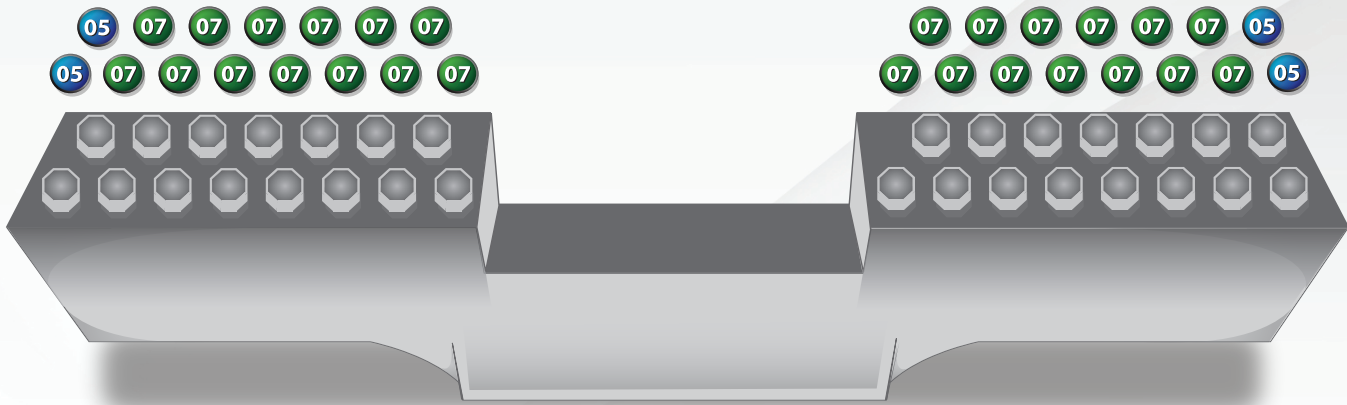
NOZZLE CONFIGURATION CHART

(These configurations are to be used as a general guide for rubber removal and/or curing compound removal which may need to be altered to suit your situation.)

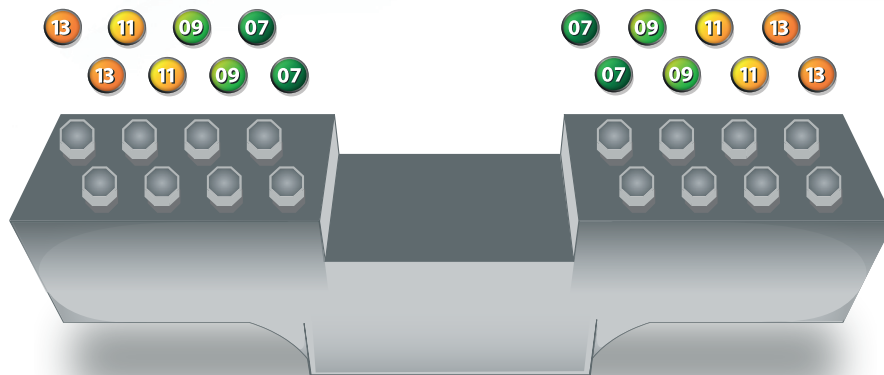
Hog Technologies, Inc.

NOZZLE CONFIGURATION CHARTS FOR ALL STRIPE HOG MODELS

14", 22" & 36", 30 Nozzle -Rubber Removal and/or Curing Compound Removal – 30K to 33K PSI



8" & 10", 16 Nozzle Curing Compound Removal set-up - 25,000 - 35,000 PSI



The GPM in each setup
is calculated per spray bar.

Copyright © 2019 Hog Technologies, Inc. ®



NOZZLE CONFIGURATION CHARTS

3920 S.E. Commerce Ave. Stuart, FL 34997
+1(772) 214-1714 | www.TheHog.com

Copyright © 2019 Hog Technologies, Inc. ®